

2019-2020 Annual Impact Report



**Haven House
Services**
STRONG YOUTH. BRIGHT FUTURES.



**1,186 YOUTH SERVED
THROUGH 11 PROGRAMS**

Agency Outcomes



96% of youth increased their independent living success/skills




93% of youth were prevented from or decreased their involvement in the court system



83% of youth improved their school performance



82% of youth had an increase in the safety, stability and supportiveness of their home/living environment



**Meet Jordan:
Second Round
Changed His Life**

In his teens, Jordan got involved with the wrong crowd and started getting into trouble. All of that changed when he started coming to Haven House's Second Round boxing program - an after-school, intervention program that uses boxing and fitness to help youth build the skills needed to overcome challenges and find a path to success.

Jordan says without Haven House he never would have graduated high school. His journey eventually led him to the U.S. Marines.

"Second Round taught me how to turn from a child, into a young adult, into the man I am today," he said.

Watch a video for more on Jordan's story at: www.havenhousesnc.org/storiesofimpact



977 CRISIS CALLS ANSWERED

2019-2020 Highlights

Aug.



We distribute **150** backpacks for youth in need for the 2019-2020 school year.

Oct.



66 volunteers plus our staff help us achieve a record-breaking Annual Campaign.

Jan.



Youth Career Options program launches to help youth identify career interests and build job readiness skills.

March



Pandemic hits. Wrenn House youth shelter remains open 24/7. Other programs quickly adapt and continue operation virtually.

March to June



We provide **986** telehealth sessions offering more than **714** hours of counseling, therapy, mentoring, case management services and more.

OUR MISSION: *To help youth be safe, supported, and successful*

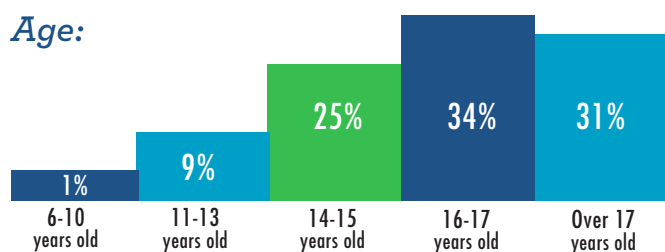
OUR CORE VALUES:

Compassion | Commitment | Integrity | Respect | Accessibility | Diversity, Equity & Inclusion

About the Youth We Served

Our youth come to us for a number of reasons. Some of the most common challenges our youth are facing include homelessness, immediate crisis, history of trauma, abuse and/or neglect, unsafe and/or unhealthy living environment, at-risk behavior and activities, court involvement and difficulties at school or at home.

Age:



Gender: **61%**

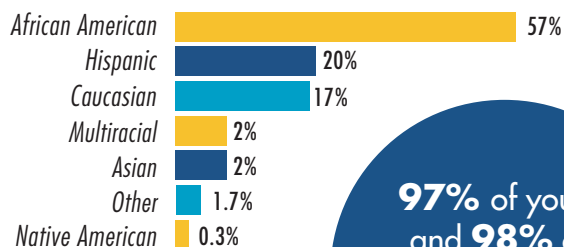
identified as male

38%

identified as female

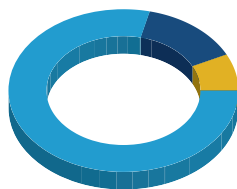
1% identified as gender nonconforming/transgender

Race:



97% of youth and **98%** of caregivers rated our services positively

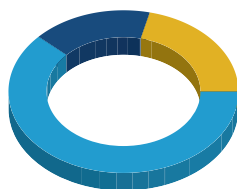
Financial Information



2019-20 Expenses

Program	\$2,701,272	79%
Management	\$475,362	14%
Development	\$236,588	7%

Total Spent: \$3,413,222



2019-20 Revenue

Government	\$2,081,474	62%
Program	\$596,027	17%
Contributions	\$703,680	21%

Total Raised: \$3,381,181



100% Board Member Giving



657 New Donors



277 Volunteers



7365 Volunteer Hours

THANK YOU TO OUR GENEROUS CONTRIBUTORS!

Visit www.havenhousenc.org for ways to help & get involved

BOARD OF DIRECTORS

Derrick Thompson, Chair
Sam Spilman, Vice Chair
Corrie Piontak, Secretary
Nancy Lester, Treasurer

Will Barfield
Dave Baukema
Nancy Brawley
Russell Carter
Barry Cooper

Bradlee W. Davis
Jack Finley
Jason Grooters
Hugh Harris
Kendall Harris

Charlie Kennedy
Carman Liuzzo
Nina Long
Thomas Nisbet

EXECUTIVE LEADERSHIP

Michelle Zechmann, MPA, Chief Executive Officer
Patricia Cardoso, LCMHC, Chief Operating Officer
Sarah Heminuk, Chief Financial Officer



Haven House Services | 600 West Cabarrus Street, Raleigh, NC 27603

OFFICE: 919.833.3312 | FAX: 919.833.3512 | www.havenhousenc.org



havenhouseservices



@HavenHouseNC



havenhousenc

This publication is based on the July 1, 2019 – June 30, 2020 fiscal year.